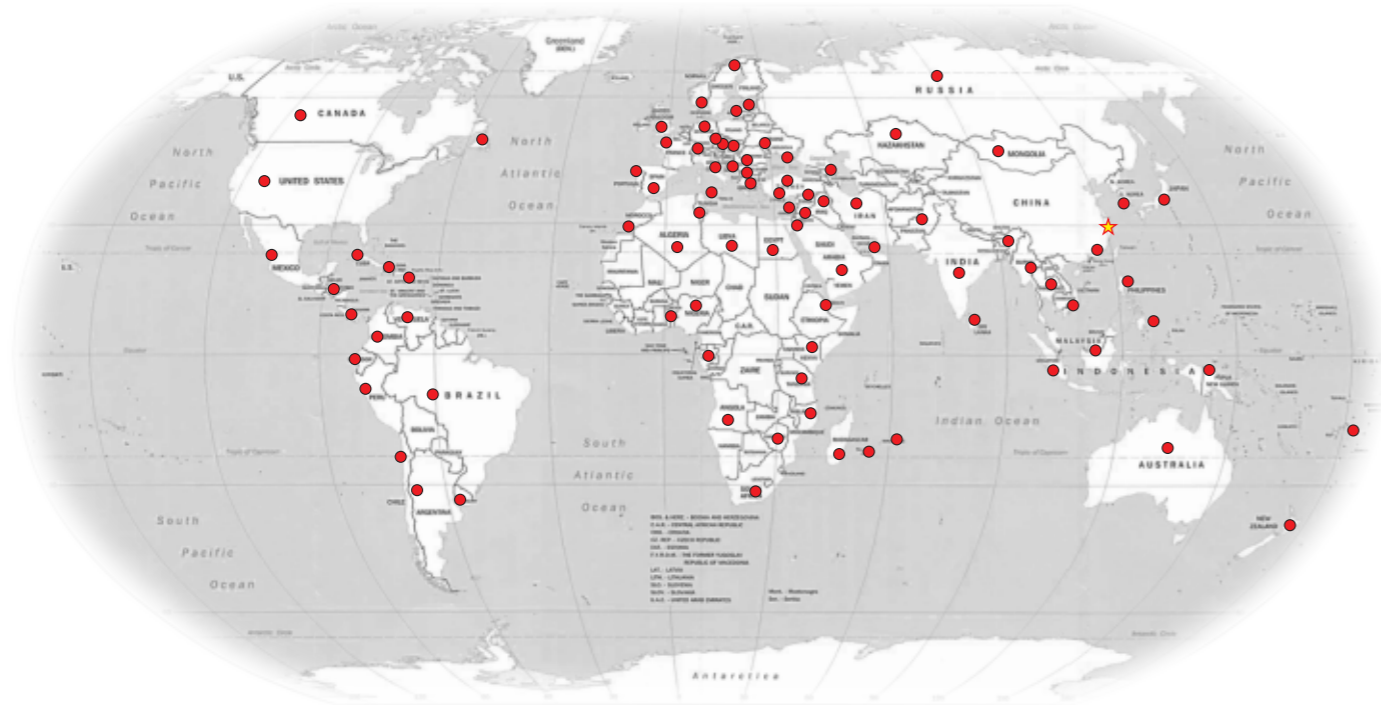


GLOBAL SALES NETWORK



BASIC RANGE 2.0t Electric Pallet Truck



CE CERTIFICATE



ISO14001

ISO14001: 2004



ISO9001

ISO9001: 2008

HANGCHA GROUP CO., LTD.
(Zhejiang Hangcha Imp. & Exp.Co.,Ltd.)

www.hcforlift.com

Add:398 Shi Qiao Road, Hangzhou Zhejiang province, China(310022)

Factory site:No.88,Donghuan Rd., Economic Development Zone Lin'an, Zhejiang, China(311305)

Tel: +86-571-88926755

Fax: +86-571-88926789 88132890

E-mail: sales@hcforlift.com

HANGCHA GROUP CO., LTD. Reserves the right to make any changes without notice concerning colors, equipment, or specifications detailed in this brochure, or to discontinue individual models. The colors of trucks, delivered may differ slightly from those in brochures.

2014 VERSION 1/COPYRIGHT 2012/09

HANGCHA GROUP CO., LTD.




NEW GENERATION

Latest AC technology:
The latest Zapi or curtis AC drive system is applied on the new generation:

- High performance, quick response to the slighted command from the driver
- Excellent acceleration, higher productivity
- Energy regeneration during braking
- Hill start without moving backwards
- Quick direction change

SAFETY



Battery tray is locked by a spring tab, which can prevent the battery moves when truck travelling



Emergency stop button is mounted at the right side of the truck body, easy access to operator



Big contact size stop button on tiller head in event of contact with the operator

OPERATION



For pedestrian pallet truck, the tiller rotates more than 180 degrees with minimal effort.

New control handle provides safe and smooth operation for the driver. All the operation can be operated by fingertip with either hand.



When side guards are folded, the truck speed will automatically reduced to 50%, to ensure the safety of operator.



The creep speed control allows the operator to operate the truck in tight area, saves nearly 30% of the required maneuvering space.

DURABILITY

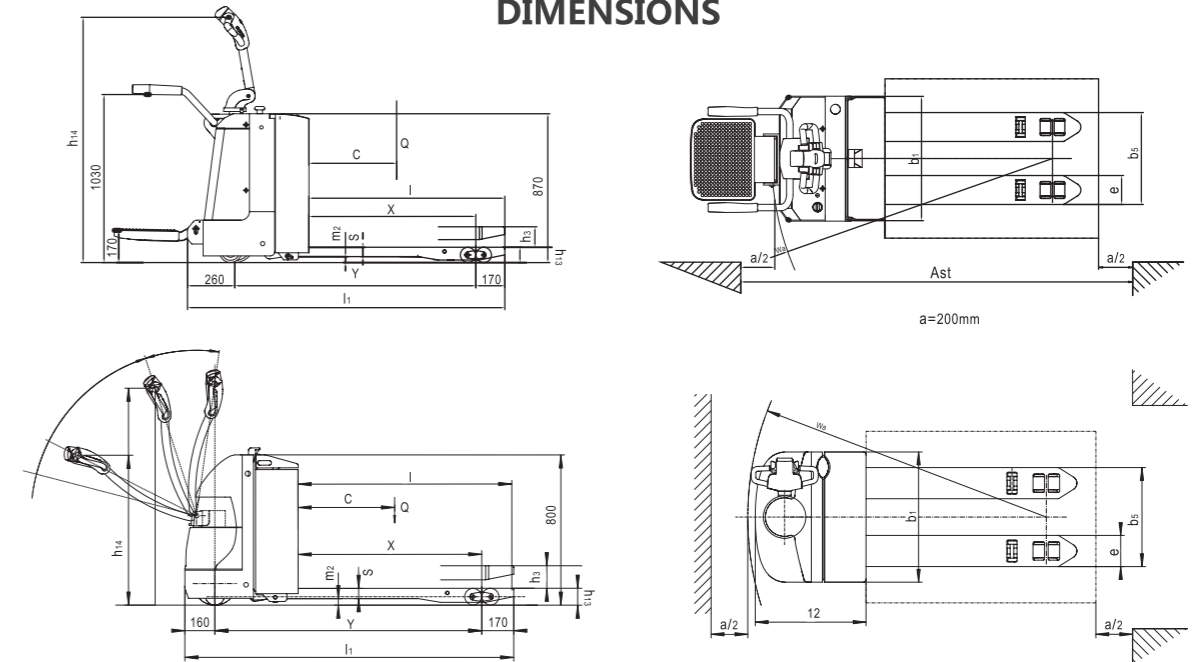


The tapered fork design provides easy pallet entry and exit.

Heavy-duty Monarch Hydraulic motor is integrated with pump and reservoir to assure positive alignment and maximum strength.

The drive unit gear box is designed for ease of maintenance. All gears are immersed in oil bath for long life.

DIMENSIONS



STAND-ON ELECTRIC PALLET TRUCK 2.0T

		HANGCHA GROUP CO.,LTD.										
Characteristics	1.1	Manufacturer										
	1.2	Model designation	CBD20-A		CBD20-AS							
	1.3	Drive unit	Battery		Battery							
	1.4	Operator type	Walkie		Walkie							
	1.5	Load capacity	Q(kg)		2000							
	1.6	Load center	c(mm)		600							
	1.8	Load distance (Raised/ Lowered)	x(mm)	916/982	937/1003	916/982	937/1003					
	1.9	Wheelbase	y(mm)	1418	1438	1420	1440					
	Weights	2.1	Service weight (Incl. battery)	kg		535		645				
2.2		Axle loading with load, operator/load side	kg		955/1580		1056/1589					
2.3		Axle loading without load, operator/load side	kg		430/105		521/124					
Wheels, Chassis	3.1	Tyre type	PU/PU		PU/PU							
	3.2	Tyre size, operator side	Φ230X75		Φ230X75							
	3.3	Tyre size, load side	2xΦ85X70/Φ85X115		2xΦ85X70/Φ85X115							
	3.4	Balance wheels (dimensions)	Φ85X48		Φ130X55							
	3.5	Wheels, number operator/load side (x=drive wheels)	1x+2/4		1x+2/2		1x+2/4		1x+2/2			
	3.6	Tread, Operator side	b ₁₀ (mm)	498		510						
	3.7	Tread, Load side	b ₁₁ (mm)	370/515		370/515						
Dimensions	4.4	Lift height	h ₂ (mm)		120		120					
	4.9	Height of tiller arm in operating position, min/ max	h ₁₂ (mm)		825/1190		1073/1320					
	4.15	Fork height, lowered	h ₁₃ (mm)		85		85					
	4.19	Overall length	l ₁ (mm)		1748		1818		1805		1875	
	4.20	Length to face of forks	l ₂ (mm)		598		655					
	4.21	Overall width	b ₁ (mm)		710		730					
	4.22	Fork dimensions	S/e/l(mm)		55x170x1150		55x170x1220		55x170x1150		55x170x1220	
	4.25	Fork spread, min/ max	b ₂ (mm)		540		685		540		685	
	4.32	Ground clearance, center of wheelbase	m ₂ (mm)		35		35					
	4.33	Aisle width, 1000x1200 pallet crossways	Ast(mm)		1856		1856					
4.34	Aisle width, 800x1200 pallet lengthways	Ast(mm)		2056		2069						
4.35	Outer turning radius	Wa(mm)		1638		1659		1651		1672		
Performance	5.1	Travel speed, laden/ unladen	km/h		5.5/ 6.0		6.5/7.5					
	5.2	Lifting speed, laden/ unladen	m/s		0.051/ 0.060		0.056/ 0.060					
	5.3	Lowering speed, laden/ unladen	m/s		0.052/ 0.059		0.057/ 0.057					
	5.8	Maximum gradeability, laden/ unladen S2 5 min	%		8/16		8/16					
	5.10	Service brake			Electromagnetic		Electromagnetic					
Drive	6.1	Drive motor rating S2 60 min.	kW		1.1		1.5					
	6.2	Lift motor rating at S3 15%	kW		0.84		2.2					
	6.4	Battery voltage/ rated capacity (5h)	V/Ah		24/165		24/165					
	6.5	Battery weight	kg		160		160					
		Battery compartment dimensions l/ w/ h	mm		650/ 540/ 200		650/ 540/ 200					
Others		Battery type			Industry battery		Industry battery					
	8.1	Type of drive control			AC		AC					
		Manufacturer			ZAPI		ZAPI					
	8.4	Sound level at operator's ear	dB (A)		74		74					